

SHIMANO Rear Derailleur




Model DD-100
LARK-SS
SPECIFICATIONS
 Capacity: Front Difference:
 14 Teeth or Less
 Rear Largest Sprocket:
 34 Teeth or Less
 Weight: 11.3 oz. (320 g)
 Material: Steel
 Type: Servo Panta Mechanism
 With Cable Saver.



Model DD-500
SKY LARK
SPECIFICATIONS
 Capacity: Front Difference:
 14 Teeth or Less
 Rear Largest Sprocket:
 34 Teeth or Less
 Weight: 11.3 oz. (320 g)
 Material: Steel
 Type: Servo Panta Mechanism




Model DD-200
LARK-SPO
SPECIFICATIONS
 Capacity: Front Difference:
 14 Teeth or Less
 Rear Largest Sprocket:
 34 Teeth or Less
 Weight: 10.9 oz. (310 g)
 Material: Steel
 Type: Servo Panta Mechanism
 With Cable Saver.




Model DD-300
LARK-W
SPECIFICATIONS
 Capacity: Front Difference:
 14 Teeth or Less
 Rear Largest Sprocket:
 34 Teeth or Less
 Weight: 12.7 oz. (360 g)
 Material: Steel
 Type: Servo Panta Mechanism
 With Special Twist Grip Control Lever.


SHIMANO Front Derailleur




Model EC-100
SHIMANO-50
SPECIFICATIONS
 Capacity: 14 Teeth or Less
 Weight: 4.4 oz (125g)
 Material: Steel
 Type: Lower Inlet Type 1"
 Lower Inlet Type 1-1/8"



Model ED-100
THUNDER BIRD
SPECIFICATIONS
 Capacity: 16 Teeth or Less
 Weight: 6.7 oz. (190 g)
 Material: Steel
 Type: Upper Inlet Type 1" Upper Inlet Type 1-1/8"
 Lower Inlet Type 1" Lower Inlet Type 1-1/8"



Model EB-100
TITLIST
SPECIFICATIONS
 Capacity: 16 Teeth or Less
 Weight: 4.9 oz. (140 g)
 Material: Light Alloy (Body), Steel (Chain Guide)
 Type: Lower Inlet Type 1-1/8"
 Lower Inlet Type 1"



Model ED-200
THUNDER BIRD GPO
SPECIFICATIONS
 Capacity: 16 Teeth or Less
 Weight: 6.5 oz. (185 g)
 Material: Steel
 Type: Upper Inlet Type 1" Upper Inlet Type 1-1/8"
 Lower Inlet Type 1" Lower Inlet Type 1-1/8"