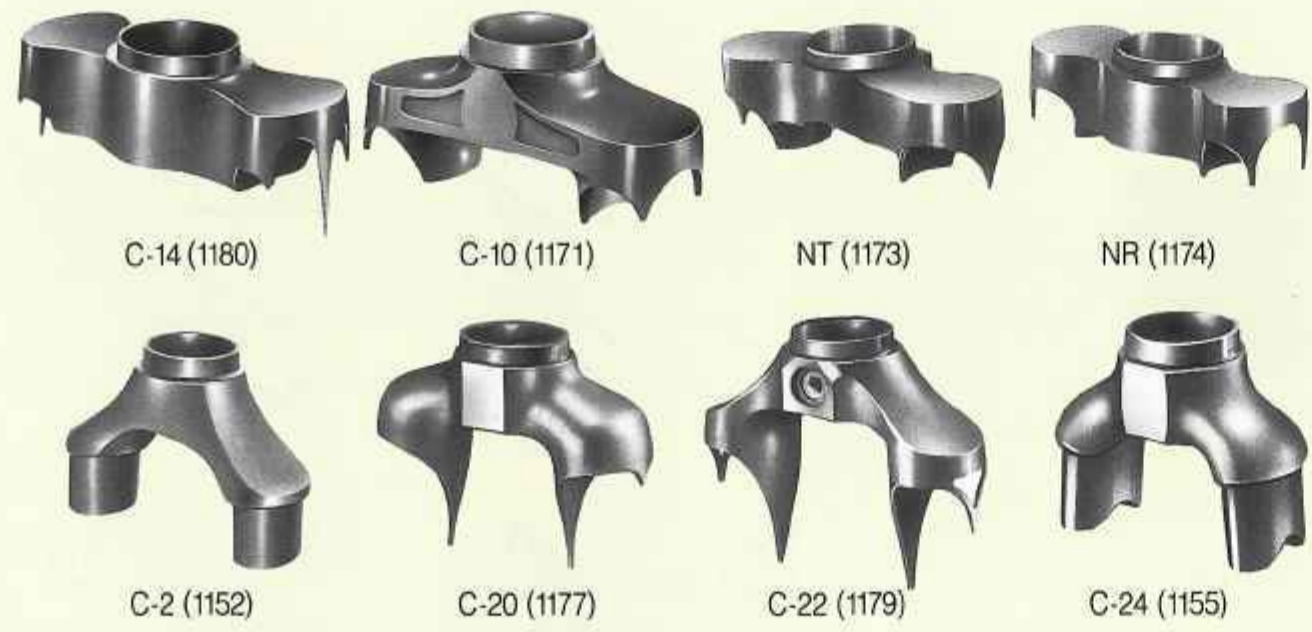


FORK CROWN

CR-MO
Fork Crown



Part No.	Model	Type	Internal Width (mm)	Blade Diameter (mm)	Height H (mm)	Weight (g)
1180	C-14	Investment Cast	49	23 Oval	20	126
1171	C-10	Investment Cast	38	24 Oval	17	135
1173	NT	Investment Cast	36	24 Round	16	125
1174	NR	Investment Cast	28	24 Oval	19	125
1152	C-2	Casting	47	23 Oval	17	195
1177	C-20	Investment Cast	34	24 Oval	18	155
1179	C-22	Investment Cast	37	24 Oval	16	190
1155	C-24	Casting	31	24 Aero	18	170

HI-TEN
Fork Crown

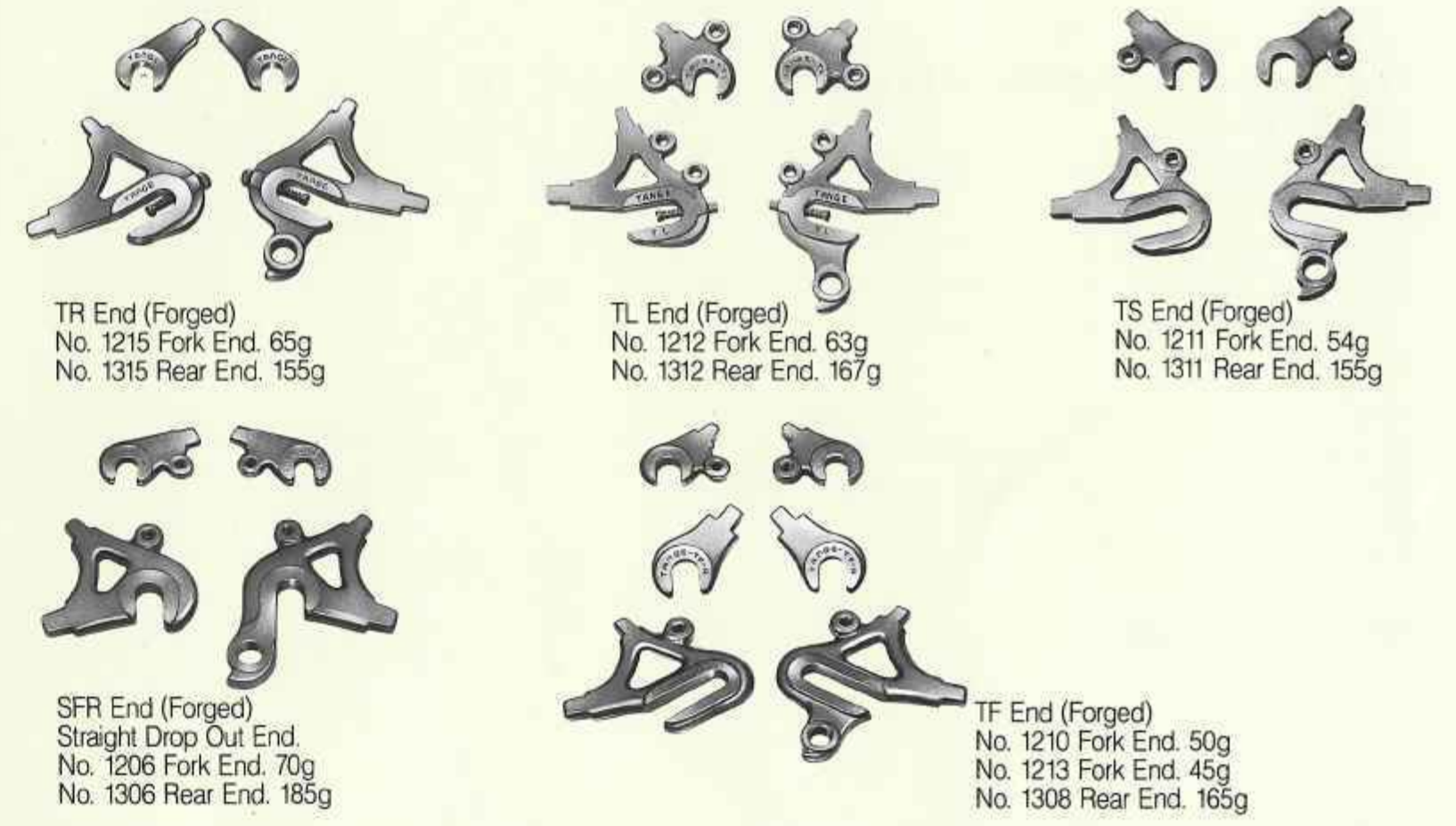


CR-MO
MTB
Fork Crown



F&R END

F&R
END SET



TR End (Forged)
No. 1215 Fork End. 65g
No. 1315 Rear End. 155g

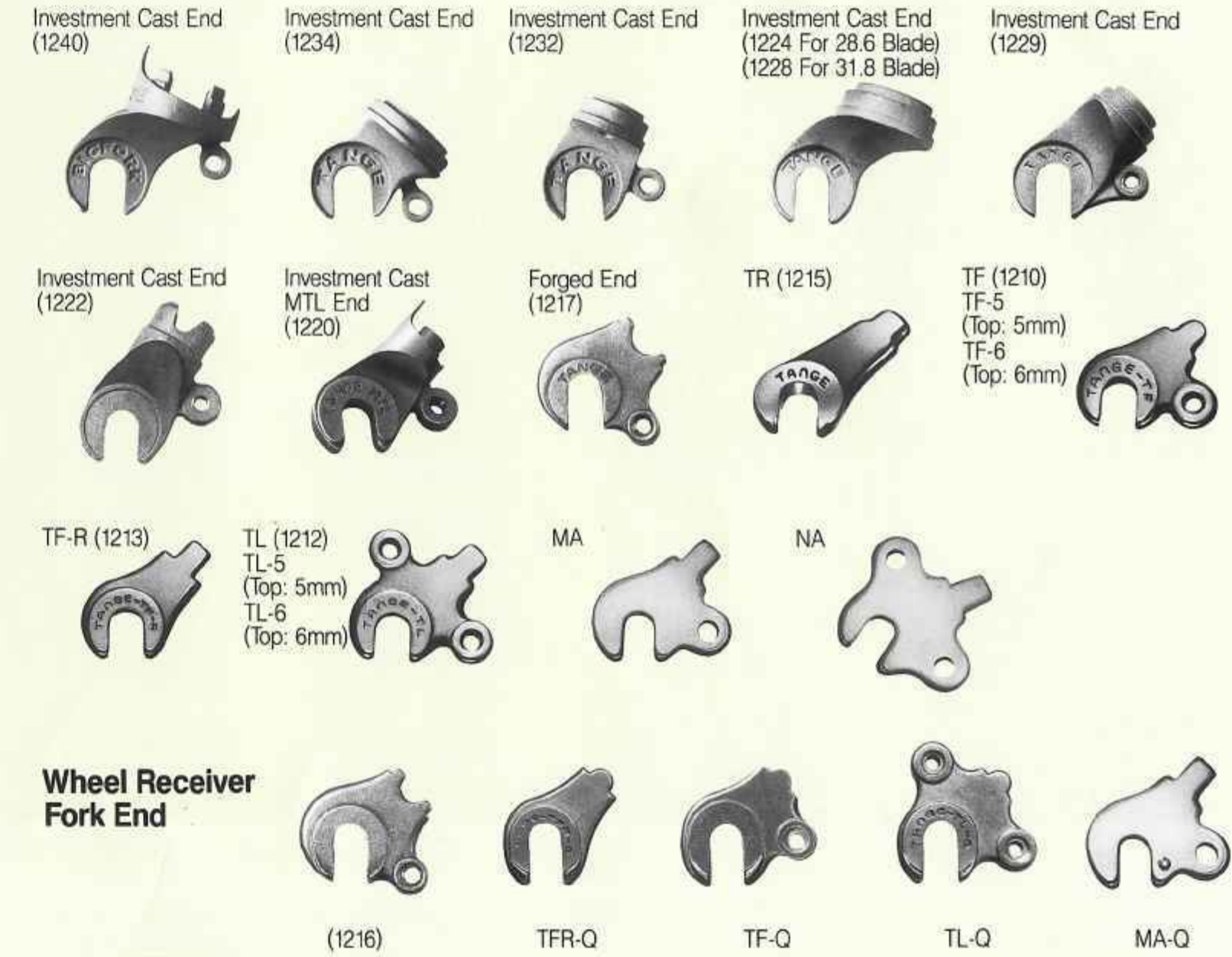
TL End (Forged)
No. 1212 Fork End. 63g
No. 1312 Rear End. 167g

TS End (Forged)
No. 1211 Fork End. 54g
No. 1311 Rear End. 155g

SFR End (Forged)
Straight Drop Out End.
No. 1206 Fork End. 70g
No. 1306 Rear End. 185g

TF End (Forged)
No. 1210 Fork End. 50g
No. 1213 Fork End. 45g
No. 1308 Rear End. 165g

FORK
END



Investment Cast End (1240)

Investment Cast End (1234)

Investment Cast End (1232)

Investment Cast End (1224 For 28.6 Blade) (1228 For 31.8 Blade)

Investment Cast End (1229)

Investment Cast End (1222)

Investment Cast MTL End (1220)

Forged End (1217)

TR (1215)

TF (1210) TF-5 (Top: 5mm) TF-6 (Top: 6mm)

TF-R (1213)

TL (1212) TL-5 (Top: 5mm) TL-6 (Top: 6mm)

MA

NA

Wheel Receiver Fork End

(1216)

TFR-Q

TF-Q

TL-Q

MA-Q